

# Track Components
















## Two Circuit System

Catalog Number: \_\_\_\_\_

Type \_\_\_\_\_

Project: \_\_\_\_\_

The Unique Capri Two Circuit Track System maintains separate neutrals throughout the run through L's, T's and X's. No special wiring required. All two circuit connectors are prewired to maintain separate neutrals.

<b>CP210</b>	<b>CP210W/White CP210BK/Black CP210SL/Silver</b>		<b>CA400</b>	<b>CA400W/White CA400BK/Black CA400SL/Silver</b>	
Through-Ceiling Connector	Live end for wiring from conduit through ceiling. 3 5/16" x 1 1/2" x 1 1/16".		Outlet Box Cover	Used to cover a standard outlet box. May be used with CP3210, CP211, CP213 and CP214 connectors. 4 1/4" x 4 1/4"	
<b>CP208</b>	<b>CP208W/White CP208BK/Black CP208SL/Silver</b>		<b>CA260</b>	<b>CA260W/White CA260BK/Black CA260SL/Silver</b>	
Conduit Connector	For energizing one circuit through a surface conduit system. 3 5/16" x 1 1/2" x 1 5/16".		T-Bar Power Connector Housing Cover	Conduit access plate with cover for electrical connections to track mounted on T-Bar ceilings. May be used with CP110, CP111, CP113 or CP114 connectors. 4 9/16" x 4 9/16" x 7/8".	
<b>CP209</b>	<b>CP209W/White CP209BK/Black CP209SL/Silver</b>		<b>CA250</b>	<b>CA250</b>	
End Connector with outlet box cover	Energizes track from end. 4 1/4" x 4 1/4" x 3/4".		T-Bar Clip	Attaches track to inverted T-Bar ceiling. Use two for two and four foot track; three for eight foot track; four for twelve foot track.	
<b>CP207</b>	<b>CP207W/White CP207BK/Black CP207SL/Silver</b>		<b>CA100</b>	<b>CP102W/White CP102BK/Black CP102SL/Silver</b>	
Floating Canopy Connector	Connects to outlet box, allows track to be energized anywhere along length of track. 4 1/4" x 4 1/4" x 1 3/8".		End Cap	Fits end of track to terminate a straight run. One furnished with each section of track.	
<b>CP211</b>	<b>CP211W/White CP211BK/Black CP211SL/Silver</b>		<b>CP12</b>	<b>CP12</b>	
L + Straight Connector	Joins two track lengths to make a 90° angle or straight connection. (For Outlet box wiring, also order CA400 cover.) L = 3" x 3" Straight = 4 7/16".		Electronic Low Voltage Power Supply	<b>CP12R</b> Electronic Low Voltage Power Supply	
			Low Voltage Power Supply	Low Voltage Power Supply with Radio Frequency Filter. 5-1/4" x 1-5/8" x 2-1/8"	
<b>CP213</b>	<b>CP213W/White CP213BK/Black CP213SL/Silver</b>		<b>CTW18</b>	<b>CTW18W/White CTW18BK/Black</b>	18" Long
T-Connector	Joins three track lengths to make a T configuration. (For Outlet box wiring, also order CA400 cover.) 4 5/16" x 3" x 1 1/16".		Line Voltage Extension Wand	For CT or CV series track fixtures.	
<b>CP214</b>	<b>CP214W/White CP214BK/Black CP214SL/Silver</b>		<b>CTW36</b>	<b>CTW36W/White CTW36BK/Black</b>	36" Long
X-Connector	Joins four track lengths to make an X configuration. (For outlet box wiring, also order CA400 cover.) 4 5/16" x 4 5/16" x 1 1/16".		Line Voltage Extension Wand	For CT or CV series track fixtures.	
<b>CP203</b>	<b>CP203W/White CP203BK/Black</b>		<b>CTW48</b>	<b>CTW48W/White CTW48BK/Black</b>	48" Long
Flexible Track Connector	Connects two track sections at variable angles from 0° to 135°. Provides transition from wall to wall, or wall to ceiling. Cannot be used to energize track. 9" x 1 1/2" x 1 1/16".		Line Voltage Extension Wand	For CT or CV series track fixtures.	
<b>CP202</b>	<b>CP202W/White CP202BK/Black CP202SL/Silver</b>		<b>CRW18</b>	<b>CRW18W/White CRW18BK/Black CRW18SL/Silver</b>	
Mini Connector	Designed to join two track sections together with a minimum size visible joint. Joint = 3/32"		Low Voltage Extension Wand	For CR series track fixtures. 18" Long. Requires CP12, ordered separately.	
Finish Code: W = White, BK = Black, SL = Silver			Low Voltage Extension Wand	For CR series track fixtures. 36" Long. Requires CP12, ordered separately.	
			Low Voltage Extension Wand	For CR series track fixtures. 48" Long. Requires CP12, ordered separately.	

REV. 09/05

## New Modular Pendant System

Capri is pleased to introduce its' New Modular Pendant System. Simplicity is the key word. Pendant stems are provided in 18", 48" and 90" lengths. This new design allows stems to be cut to any length in the field.

### CA2018

**CA2018W/White**  
**CA2018BK/Black**  
**CA2018SL/Silver**

18" Pendant  
Suspension Kit

Provides mechanical support for track. Includes 18" long x 5/8" O.D. diameter and 5" diameter canopy. Use two for 4 foot track; three for 8 foot track; four for 12 foot track.



### CA20

**CA20W/White**  
**CA20BK/Black**  
**CA20SL/Silver**

Wireway  
Cover for  
Pendant Kits

Use for power feed pendants. Order Track power feeds separately. Single circuit CP110; two circuit CP210.



### CA21

**CA21SL/Silver**

T-Bar  
Attachment  
Plate

Use when track is being suspended from T-Bar ceilings. Order one for each pendant kit.



### CA2048

**CA2048W/White**  
**CA2048BK/Black**  
**CA2048SL/Silver**

48" Pendant  
Suspension Kit

Provides mechanical support for track. Includes 48" long (cut to desired length in the field if less than 48" is required) x 5/8" O.D. diameter and 5" diameter canopy. Use two for 4 foot track; three for 8 foot track; four for 12 foot track.



### CA22

**CA22W/White**  
**CA22BK/Black**

Pendant  
Slope Adapter

Use when suspending track from a sloped ceiling. Order one for each pendant kit. For two-circuit applications - feed both ends of track as CA22 may accommodate only 1 circuit each (3 wires including ground).



### CA2096

**CA2096W/White**  
**CA2096BK/Black**  
**CA2096SL/Silver**

96" Pendant  
Suspension Kit

Provides mechanical support for track. Includes 96" long (cut to desired length in the field if less than 96" is required) x 5/8" O.D. diameter and 5" diameter canopy. Use two for 4 foot track; three for 8 foot track; four for 12 foot track.



## Capri Track Cable Kits<sup>1</sup>

### SHEETROCK CEILINGS\*

Catalog No.	Finish	Length
<b>CAR48</b>	BLK, WH*	48" Long
<b>CAR96</b>	BLK, WH*	96" Long

\*Includes mounting hardware and 5" handy box cover.

### T-GRID CEILINGS\*

Catalog No.	Finish	Length
<b>CAT48</b>	BLK, WH*	48" Long
<b>CAT96</b>	BLK, WH*	96" Long

\*Includes mounting hardware and 2" tee grid cover.

<sup>1</sup>Not for use with straight run of track

Capri Lighting reserves the right to make changes without notice.©2005